

Parental Online Access to Student Information

Getting Started Guide v1.0

September 2010

Contents of This Guide

Getting Started

Log-in Page	3
Main Screen	3
Viewing separate family members.....	3


Looking in More Detail

The <i>More</i> button.....	4
Timetable	4
Attendance.....	4
SATs	5
Parental Reports	5

Accessing Target Grades 6

Looking at Progress Data 7

Viewing Final Exam Results..... 8



The Log-in Page

Using the Internet, navigate to the following website
www.pupilshayfieldschool.co.uk

You should now see the Hayfield School ePortal login screen.

Please enter your personal ePortal **username** and **password** that you received via letter.

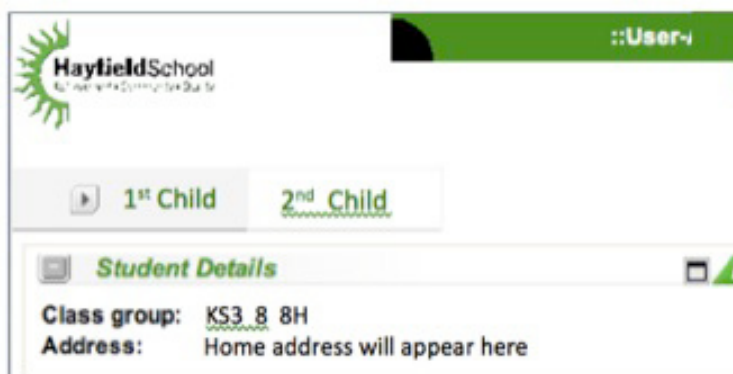


Main Screen

Following a successful log in, you will see the main screen.

From this screen you will be able to access your child(ren)'s information held by the school in the following areas :

- **STUDENT DETAILS** - Pupil contact details
- **SATs RESULTS**
- **RESULTS** - Final results from external exams and internal target and progress data
- **TIMETABLE** - individual pupil timetable
- **ATTENDANCE**



Viewing separate family members

Where you have more than one child attending Hayfield, you are able to view each child's record separately by clicking on the tab containing the name of the child at the top of the main screen

Timetable **More..**

timetable

Time	Tch	Sub	Room
08:45	Lacey, Mr	Physics	Sc 4
09:45	Thompson, Mr	Product Design	DT 5

To view any section in more detail, click the 'More' button at top right of each section. **More..**



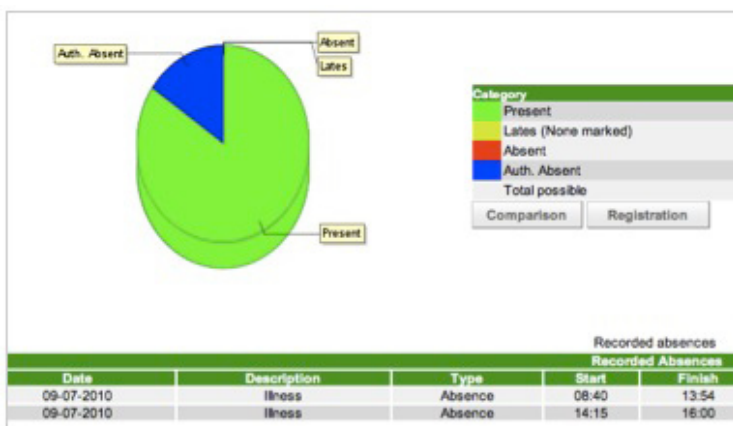
At any time if you want to return to the main page, use the 'Back' button at the top left of every page.



Day	08:45-09:45	09:45-10:45	10:45-11:06	11:25-12:25	13:15
Mon A	Physical Education (GCSE) Cr 6 (Dr) Miss Rockliff	Information Technology IT 3 Mr Clowery	Group Tutor En 2 Mrs White	Mathematics Ma 4 Mrs T Witherden	Art Cr 4 Mr Ph
Tue A	English En 2 Mr Dawson	Physical Education (Core) Ms Gaynor	Group Tutor En 2 Mrs White	History Hu 4 Miss Oldfield	Physi Sc 3 Mr Cl
Wed A	History Sc 4 Miss Oldfield	English En 2 Mr Dawson	Group Tutor En 2 Mrs White	Product Design DT 5 Mr Thompson	Physi Sc 3 Mr Cl
Thu A	French La 1 Mrs Stewart	Mathematics MC 1 Mrs T Witherden	Group Tutor En 2 Mrs White	Physical Education (Core) Ms Gaynor	Engle En 2 Mr Da
Fri A	Art Cr 4 (Art) Mr Plunkett	Product Design DT 3 Mr Thompson	Group Tutor En 2 Mrs White	Biology Sc 6 Mrs Langham	Infor IT 3 Mr Cl

Timetable

Clicking on the *More* button will bring up a your child's lesson by lesson timetable for each day of our two week timetable.



Attendance

Clicking on the *More* button will bring up a your child's attendance records; shown as a simple pie chart and with each absence listed below.

Back

KS3

Student SATs

Year	Subject	Method	Component	Description	Result
2009	ART	TA	SUB	Art and Design	7
2009	DAT	TA	SUB	Design and Technology	7
2009	ENG	TA	SUB	English Subject	7
2004	GEO	TA	SUB	Geography Subject	7
2009	GEO	TA	SUB	Geography	7
2009	HIS	TA	SUB	History	8
2009	ICT	TA	SUB	Information and Communication Technology	7
2009	MAT	TA	SUB	Mathematics Subject	8
2009	MFL*	TA	SUB	MFL**	7
2009	MUS	TA	SUB	Music	6
2009	PED	TA	SUB	Physical Education	7
2009	REL	TA	SUB	Religious Education	7
2009	SCI	TA	SUB	Science Subject	7


KS1

Student SATs

Year	Subject	Method	Component	Description	Result
2002	ENG	TA	AT1	Speaking & Listening	3
2002	ENG	TA	AT2	Reading	3
2002	ENG	TA	AT3	Writing	3

SATs

Clicking on the *More* button will bring up a your child's SATs levels that are held by the DCSF - KS1, KS2 & KS3 results are possible depending on whether they have taken these SATs.



HayfieldSchool
Achievement • Community • Quality

Year 12 Spring Term Report

Name:

Tutor Group:

This report contains details of progress to date. For each subject an Attitude to Learning (ATL) grade has been given, together with an initial indication of the final grade they may achieve within each subject. Further information on the ATL grades can be found on the reverse of this report.

AS Modular examinations will begin in May of the summer term. It is therefore important that students begin the process of engaging in a comprehensive and thorough revision programme during the Easter holidays in order to maximise their chances of success.

Moreover, students should not book summer holidays after the examination period since A2 level courses will begin in earnest in the final weeks of term.

To discuss any aspect of this report further, please contact Tutor

Subject	Target Grade at end of Key Stage	Current Level	Attitude to Learning score
English Lit	C	B	6
Information Technology	D	E	6
Psychology	C	D	7

Parental Reports

Where Parental Reports have been generated, clicking on the *More* button will bring up a copy of the Parental Report that has been sent home each term.

Results More..

1 examination marked in this dataset.
dataset examinations

Examination

Enrichment choices

Click more to see all results in all datasets.

To access target grades, student progress information & final exam results you need to click on the *More* button on the Results section. This will bring up the **RESULTS** page.

Back

View Exams: Compare Exams:

Exams	Datasets	Subjects
-	-	-

[Home](#)

Just below the column heading **Exams**, you need to click on a drop down menu and select what you want.

-
- Enrichment choices
- GCSE
- KS3 Target
- ✓ KS4 Target
- Year 10
- Year 11
- Year 7
- Year 8
- Year 9

- in this example we are going to look for all KS4 Target grades.

Back

View Exams: Compare Exams:

Exams	Datasets	Subjects
KS4 Target	-	-



PDF Document Link

Right click the link above and choose "Save As..." to save the file to your computer or click the link if you have a suitable Acrobat PDF Reader plugin.

View Full Table Data

KS4 Target

exam data and details

Dataset	Subject	Teacher	Targ pts	Target
2009/2010	Biology		46.00	B
2009/2010	Chemistry		46.00	B
2009/2010	English		46.00	B
2009/2010	Sociology		46.00	B
2009/2010	Geography		40.00	C
2009/2010	German		40.00	C
2009/2010	Information Technology		40.00	C
2009/2010	Mathematics		40.00	C
2009/2010	Physical Education (GCSE)		46.00	B
2009/2010	Physics		46.00	B
2009/2010	Religious Education		46.00	B

As soon as you have selected your choice (KS4 Targets), a list of all information will appear below the drop down menu.

Results More..

1 examination marked in this dataset.
dataset examinations

Examination

Enrichment choices

Click **more** to see all results in all datasets.

To access target grades, student progress information & final exam results you need to click on the *More* button on the **Results** section.

This will bring up the **RESULTS** page.

Just below the column heading **Exams**, you need to click on a drop down menu and select what you want.

Back

View Exams: Compare Exams:

Exams	Datasets	Subjects
-	-	-

- AS Level
- Enrichment choices
- ✓ GCSE
- KS4 Target
- KS5 Target
- Year 10

Exams:

Datasets

-

Choose "Save As"

- in this example we are going to look for all Progress data in Year 10.

As soon as you have selected your choice (Year 10 Progress data), a list of all information will appear below the drop down menu.

Dataset	Subject	Teacher	Auf1	Auf1_ASL	Auf1_C
2009/2010	Product Design	Mr Thompson	A	8	N
2009/2010	Physical Education (Core)	Miss Lloyd	N/A	9	
2009/2010	Art	Mr Plunkett	E	7	N
2009/2010	Physical Education (GCSE)	Miss Rockliff	B	9	
2009/2010	French	Mrs Stewart	C	8	N
2009/2010	Information Technology	Mr Clowery	Merit	8	N
2009/2010	Biology	Mrs Langham	B	7	Y
2009/2010	Physics	Mr Clifford	B	7	N
2009/2010	History	Miss Oldfield	B	8	N
2009/2010	Personal Development	Ms Baldwin	N/A	6	N/A
2009/2010	Mathematics	Mrs T Witherden	B	6	N/A
2009/2010	Chemistry	Dr Williams	B	7	N/A
2009/2010	Religious Education	Mr Smith	B	7	N/A
2009/2010	English	Ms Peake	A	8	

Results More..

1 examination marked in this dataset.
dataset examinations

Examination

Enrichment choices

Click **more** to see all results in all datasets.

To access target grades, student progress information & final exam results you need to click on the *More* button on the **Results** section.

This will bring up the **RESULTS** page.

Just below the column heading **Exams**, you need to click on a drop down menu and select what you want.

Back

View Exams: Compare Exams:

Exams	Datasets	Subjects
-	-	-

- in this example we are going to look for any GCSE results.

Back

View Exams: Compare Exams:

Exams	Datasets	Subjects
<ul style="list-style-type: none"> ✓ - AS Level Enrichment choices <li style="background-color: #0070C0; color: white;">GCSE KS4 Target 	-	-

choose "Save As..." to save as a suitable Acrobat PDF Reader

As soon as you have selected your choice (GCSEs), a list of all final exam results will appear below the drop down menu.


Please note that only final GCSE or AS_exam results are shown at the moment.

Modular exam results will continue to be communicated with students via the usual exam board paper results slips.

Back

View Exams: Compare Exams:

Exams	Datasets	Subjects
GCSE	-	-

 [PDF Document Link](#)
Right click the link above and choose "Save As..." to save as a suitable Acrobat PDF Reader or click the link if you have a suitable Acrobat PDF Reader

View Full Table Data

GCSE

exam data and details

Dataset	Subject	Teacher	Grade1	Grade2
2008/2009	English	Maguire, Miss	B	
2008/2009	English Lit		C	
2008/2009	History	Elliott, Miss	D	